


Brilliante **DANBY** BARDIGLIO • 2" HEXAGON • GLBDABAHEX2



BRILLIANTE is 98% recycled molten glass material, sustainable, and eco-friendly. Some inherent characteristics from standard production include irregular edges, rustic surface, and small variations in size and squareness. These slight size and shape variations can affect the grout joint appearance and enhance the natural aspects of this product. Use constitutes acceptance. You can also expect color variation from production run to production run.



MATTE/SHINY FINISH • DOT MOUNTED • SHEET SIZE: 11.25"x11.18"/.87 SQFT
SQFT/CARTON: .49m2/5.27sqft • SHEETS/CARTON: 6

APPLICATIONS + INSTALLATION

	INDOOR	MORTAR/GROUT	OUTDOOR	MORTAR/GROUT
Walls/Backsplashes	RC	CB	RC	EB
Wet Areas/Shower Walls	RC	CB	RC	EB
Shower Pans	RC	CB/EB	RC	EB
Pools	RC	EB	RC	EB
Floors	R	CB	R	EB

R: residential C: commercial CB: cement based EB: epoxy based

CUTTING + CLEANING

Use diamond blades designed for cutting glass on a wet saw and a glass coring drill for drilling. Use non-abrasive cleaners only. Avoid acid detergents, chemicals, and other solvents.

ADHESIVES

For standard wall and wet area installation, we recommend Laticrete Gold 253 and/or Platinum 254. For submerged and/or pool installation, C2 mortar must be used, which includes Laticrete Platinum 254 or Epoxy. Please refer to TCNA handbook for a thorough more specific installation method.

GROUTING


Glass tile is susceptible to scratching; it's recommended to use a non-sanded, RG and/or Epoxy grout for standard dry and wet area installation. For submerged and/or pool installation, we recommend epoxy based grouts. Please refer to TCNA handbook for a thorough more specific installation method.



Brilliante **DANBY** BARDIGLIO • PENNY • GLBDABAPENNY



BRILLIANTE is 98% recycled molten glass material, sustainable, and eco-friendly. Some inherent characteristics from standard production include irregular edges, rustic surface, and small variations in size and squareness. These slight size and shape variations can affect the grout joint appearance and enhance the natural aspects of this product. Use constitutes acceptance. You can also expect color variation from production run to production run.



APPLICATIONS + INSTALLATION

	INDOOR	MORTAR/GROUT	OUTDOOR	MORTAR/GROUT
Walls/Backsplashes	RC	CB	RC	EB
Wet Areas/Shower Walls	RC	CB	RC	EB
Shower Pans	RC	CB/EB	RC	EB
Pools	RC	EB	RC	EB
Floors	R	CB	R	EB

R: residential C: commercial CB: cement based EB: epoxy based

CUTTING + CLEANING

Use diamond blades designed for cutting glass on a wet saw and a glass coring drill for drilling. Use non-abrasive cleaners only. Avoid acid detergents, chemicals, and other solvents.

ADHESIVES

For standard wall and wet area installation, we recommend Laticrete Gold 253 and/or Platinum 254. For submerged and/or pool installation, C2 mortar must be used, which includes Laticrete Platinum 254 or Epoxy. Please refer to TCNA handbook for a thorough more specific installation method.

GROUTING

Glass tile is susceptible to scratching; it's recommended to use a non-sanded, RG and/or Epoxy grout for standard dry and wet area installation. For submerged and/or pool installation, we recommend epoxy based grouts. Please refer to TCNA handbook for a thorough more specific installation method.

MATTE/SHINY FINISH • DOT MOUNTED • SHEET SIZE: 11.29"x11.18"/.88 SQFT
SQFT/CARTON: .49m2/5.27sqft • SHEETS/CARTON: 6



Brillante **DANBY** CALACATTA • 2" HEXAGON • GLBDACTHEX2



BRILLIANTE is 98% recycled molten glass material, sustainable, and eco-friendly. Some inherent characteristics from standard production include irregular edges, rustic surface, and small variations in size and squareness. These slight size and shape variations can affect the grout joint appearance and enhance the natural aspects of this product. Use constitutes acceptance. You can also expect color variation from production run to production run.



MATTE FINISH • DOT MOUNTED • SHEET SIZE: 11.25"x11.18" / .87 SQFT
SQFT/CARTON: .49m2/5.27sqft • SHEETS/CARTON: 6

APPLICATIONS + INSTALLATION

	INDOOR	MORTAR/GROUT	OUTDOOR	MORTAR/GROUT
Walls/Backsplashes	RC	CB	RC	EB
Wet Areas/Shower Walls	RC	CB	RC	EB
Shower Pans	RC	CB/EB	RC	EB
Pools	RC	EB	RC	EB
Floors	RC*	CB	RC*	EB

R: residential C: commercial CB: cement based EB: epoxy based *: DCOF >0.60

CUTTING + CLEANING

Use diamond blades designed for cutting glass on a wet saw and a glass coring drill for drilling. Use non-abrasive cleaners only. Avoid acid detergents, chemicals, and other solvents.

ADHESIVES

For standard wall and wet area installation, we recommend Laticrete Gold 253 and/or Platinum 254. For submerged and/or pool installation, C2 mortar must be used, which includes Laticrete Platinum 254 or Epoxy. Please refer to TCNA handbook for a thorough more specific installation method.

GROUTING

Glass tile is susceptible to scratching; it's recommended to use a non-sanded, RG and/or Epoxy grout for standard dry and wet area installation. For submerged and/or pool installation, we recommend epoxy based grouts. Please refer to TCNA handbook for a thorough more specific installation method.



Brilliante **DANBY** CALACATTA • 1" HEXAGON • GLBDACTHEXI



BRILLIANTE is 98% recycled molten glass material, sustainable, and eco-friendly. Some inherent characteristics from standard production include irregular edges, rustic surface, and small variations in size and squareness. These slight size and shape variations can affect the grout joint appearance and enhance the natural aspects of this product. Use constitutes acceptance. You can also expect color variation from production run to production run.



APPLICATIONS + INSTALLATION

	INDOOR	MORTAR/GROUT	OUTDOOR	MORTAR/GROUT
Walls/Backsplashes	RC	CB	RC	EB
Wet Areas/Shower Walls	RC	CB	RC	EB
Shower Pans	RC	CB/EB	RC	EB
Pools	RC	EB	RC	EB
Floors	RC*	CB	RC*	EB

R: residential C: commercial CB: cement based EB: epoxy based *: DCOF >0.60

CUTTING + CLEANING

Use diamond blades designed for cutting glass on a wet saw and a glass coring drill for drilling. Use non-abrasive cleaners only. Avoid acid detergents, chemicals, and other solvents.

ADHESIVES

For standard wall and wet area installation, we recommend Laticrete Gold 253 and/or Platinum 254. For submerged and/or pool installation, C2 mortar must be used, which includes Laticrete Platinum 254 or Epoxy. Please refer to TCNA handbook for a thorough more specific installation method.

GROUTING

Glass tile is susceptible to scratching; it's recommended to use a non-sanded, RG and/or Epoxy grout for standard dry and wet area installation. For submerged and/or pool installation, we recommend epoxy based grouts. Please refer to TCNA handbook for a thorough more specific installation method.


MATTE FINISH • DOT MOUNTED • SHEET SIZE: 11.85"x11.41" / .95 SQFT
SQFT/CARTON: .53m2/5.70sqft • SHEETS/CARTON: 6



Brilliante **DANBY** CALACATTA • PENNY • GLBDACTPENNY



BRILLIANTE is 98% recycled molten glass material, sustainable, and eco-friendly. Some inherent characteristics from standard production include irregular edges, rustic surface, and small variations in size and squareness. These slight size and shape variations can affect the grout joint appearance and enhance the natural aspects of this product. Use constitutes acceptance. You can also expect color variation from production run to production run.



APPLICATIONS + INSTALLATION

	INDOOR	MORTAR/GROUT	OUTDOOR	MORTAR/GROUT
Walls/Backsplashes	RC	CB	RC	EB
Wet Areas/Shower Walls	RC	CB	RC	EB
Shower Pans	RC	CB/EB	RC	EB
Pools	RC	EB	RC	EB
Floors	RC*	CB	RC*	EB

R: residential C: commercial CB: cement based EB: epoxy based *: DCOF >0.42

CUTTING + CLEANING

Use diamond blades designed for cutting glass on a wet saw and a glass coring drill for drilling. Use non-abrasive cleaners only. Avoid acid detergents, chemicals, and other solvents.

ADHESIVES

For standard wall and wet area installation, we recommend Laticrete Gold 253 and/or Platinum 254. For submerged and/or pool installation, C2 mortar must be used, which includes Laticrete Platinum 254 or Epoxy. Please refer to TCNA handbook for a thorough more specific installation method.

GROUTING

Glass tile is susceptible to scratching; it's recommended to use a non-sanded, RG and/or Epoxy grout for standard dry and wet area installation. For submerged and/or pool installation, we recommend epoxy based grouts. Please refer to TCNA handbook for a thorough more specific installation method.

MATTE FINISH • DOT MOUNTED • SHEET SIZE: 11.29"x11.18" / .88 SQFT
SQFT/CARTON: .49m2/5.27sqft • SHEETS/CARTON: 6



Brilliante **DANBY** CALACATTA • 2" SQUARE • GLBDCT22



BRILLIANTE is 98% recycled molten glass material, sustainable, and eco-friendly. Some inherent characteristics from standard production include irregular edges, rustic surface, and small variations in size and squareness. These slight size and shape variations can affect the grout joint appearance and enhance the natural aspects of this product. Use constitutes acceptance. You can also expect color variation from production run to production run.



MATTE FINISH • DOT MOUNTED • SHEET SIZE: 12.24"x12.24" / 1.05 SQFT
SQFT/CARTON: .49m2/5.27sqft • SHEETS/CARTON: 5

APPLICATIONS + INSTALLATION

	INDOOR	MORTAR/GROUT	OUTDOOR	MORTAR/GROUT
Walls/Backsplashes	RC	CB	RC	EB
Wet Areas/Shower Walls	RC	CB	RC	EB
Shower Pans	RC	CB/EB	RC	EB
Pools	RC	EB	RC	EB
Floors	RC*	CB	RC*	EB

R: residential C: commercial CB: cement based EB: epoxy based *: DCOF >0.60

CUTTING + CLEANING

Use diamond blades designed for cutting glass on a wet saw and a glass coring drill for drilling. Use non-abrasive cleaners only. Avoid acid detergents, chemicals, and other solvents.

ADHESIVES

For standard wall and wet area installation, we recommend Laticrete Gold 253 and/or Platinum 254. For submerged and/or pool installation, C2 mortar must be used, which includes Laticrete Platinum 254 or Epoxy. Please refer to TCNA handbook for a thorough more specific installation method.

GROUTING

Glass tile is susceptible to scratching; it's recommended to use a non-sanded, RG and/or Epoxy grout for standard dry and wet area installation. For submerged and/or pool installation, we recommend epoxy based grouts. Please refer to TCNA handbook for a thorough more specific installation method.



Brilliante **DANBY** CARRARA • 2" HEXAGON • GLBDACRHEX2



BRILLIANTE is 98% recycled molten glass material, sustainable, and eco-friendly. Some inherent characteristics from standard production include irregular edges, rustic surface, and small variations in size and squareness. These slight size and shape variations can affect the grout joint appearance and enhance the natural aspects of this product. Use constitutes acceptance. You can also expect color variation from production run to production run.



MATTE FINISH • DOT MOUNTED • SHEET SIZE: 11.25"x11.18"/.87 SQFT
SQFT/CARTON: .49m2/5.27sqft • SHEETS/CARTON: 6

APPLICATIONS + INSTALLATION

	INDOOR	MORTAR/GROUT	OUTDOOR	MORTAR/GROUT
Walls/Backsplashes	RC	CB	RC	EB
Wet Areas/Shower Walls	RC	CB	RC	EB
Shower Pans	RC	CB/EB	RC	EB
Pools	RC	EB	RC	EB
Floors	RC*	CB	RC*	EB

R: residential C: commercial CB: cement based EB: epoxy based *: DCOF >0.60

CUTTING + CLEANING

Use diamond blades designed for cutting glass on a wet saw and a glass coring drill for drilling. Use non-abrasive cleaners only. Avoid acid detergents, chemicals, and other solvents.

ADHESIVES

For standard wall and wet area installation, we recommend Laticrete Gold 253 and/or Platinum 254. For submerged and/or pool installation, C2 mortar must be used, which includes Laticrete Platinum 254 or Epoxy. Please refer to TCNA handbook for a thorough more specific installation method.

GROUTING


Glass tile is susceptible to scratching; it's recommended to use a non-sanded, RG and/or Epoxy grout for standard dry and wet area installation. For submerged and/or pool installation, we recommend epoxy based grouts. Please refer to TCNA handbook for a thorough more specific installation method.



Brilliante **DANBY** CARRARA • PENNY • GLBDACRPENNY



BRILLIANTE is 98% recycled molten glass material, sustainable, and eco-friendly. Some inherent characteristics from standard production include irregular edges, rustic surface, and small variations in size and squareness. These slight size and shape variations can affect the grout joint appearance and enhance the natural aspects of this product. Use constitutes acceptance. You can also expect color variation from production run to production run.



MATTE/SHINY FINISH • DOT MOUNTED • SHEET SIZE: 11.29"x11.18"/.88 SQFT
SQFT/CARTON: .49m2/5.27sqft • SHEETS/CARTON: 6

APPLICATIONS + INSTALLATION

	INDOOR	MORTAR/GROUT	OUTDOOR	MORTAR/GROUT
Walls/Backsplashes	RC	CB	RC	EB
Wet Areas/Shower Walls	RC	CB	RC	EB
Shower Pans	RC	CB/EB	RC	EB
Pools	RC	EB	RC	EB
Floors	RC*	CB	RC*	EB

R: residential C: commercial CB: cement based EB: epoxy based *: DCOF >0.42

CUTTING + CLEANING

Use diamond blades designed for cutting glass on a wet saw and a glass coring drill for drilling. Use non-abrasive cleaners only. Avoid acid detergents, chemicals, and other solvents.

ADHESIVES

For standard wall and wet area installation, we recommend Laticrete Gold 253 and/or Platinum 254. For submerged and/or pool installation, C2 mortar must be used, which includes Laticrete Platinum 254 or Epoxy. Please refer to TCNA handbook for a thorough more specific installation method.

GROUTING

Glass tile is susceptible to scratching; it's recommended to use a non-sanded, RG and/or Epoxy grout for standard dry and wet area installation. For submerged and/or pool installation, we recommend epoxy based grouts. Please refer to TCNA handbook for a thorough more specific installation method.



Brilliante **DANBY** STATUARIO • 2" HEXAGON • GLBDASTHEX2



BRILLIANTE is 98% recycled molten glass material, sustainable, and eco-friendly. Some inherent characteristics from standard production include irregular edges, rustic surface, and small variations in size and squareness. These slight size and shape variations can affect the grout joint appearance and enhance the natural aspects of this product. Use constitutes acceptance. You can also expect color variation from production run to production run.



MATTE FINISH • DOT MOUNTED • SHEET SIZE: 11.25"x11.18" / .87 SQFT
SQFT/CARTON: .49m2/5.27sqft • SHEETS/CARTON: 6

APPLICATIONS + INSTALLATION

	INDOOR	MORTAR/GROUT	OUTDOOR	MORTAR/GROUT
Walls/Backsplashes	RC	CB	RC	EB
Wet Areas/Shower Walls	RC	CB	RC	EB
Shower Pans	RC	CB/EB	RC	EB
Pools	RC	EB	RC	EB
Floors	RC*	CB	RC*	EB

R: residential C: commercial CB: cement based EB: epoxy based *: DCOF >0.60

CUTTING + CLEANING

Use diamond blades designed for cutting glass on a wet saw and a glass coring drill for drilling. Use non-abrasive cleaners only. Avoid acid detergents, chemicals, and other solvents.

ADHESIVES

For standard wall and wet area installation, we recommend Laticrete Gold 253 and/or Platinum 254. For submerged and/or pool installation, C2 mortar must be used, which includes Laticrete Platinum 254 or Epoxy. Please refer to TCNA handbook for a thorough more specific installation method.

GROUTING

Glass tile is susceptible to scratching; it's recommended to use a non-sanded, RG and/or Epoxy grout for standard dry and wet area installation. For submerged and/or pool installation, we recommend epoxy based grouts. Please refer to TCNA handbook for a thorough more specific installation method.



Brilliante **DANBY** STATUARIO • 1" HEXAGON • GLBDASTHEX1



BRILLIANTE is 98% recycled molten glass material, sustainable, and eco-friendly. Some inherent characteristics from standard production include irregular edges, rustic surface, and small variations in size and squareness. These slight size and shape variations can affect the grout joint appearance and enhance the natural aspects of this product. Use constitutes acceptance. You can also expect color variation from production run to production run.



APPLICATIONS + INSTALLATION

	INDOOR	MORTAR/GROUT	OUTDOOR	MORTAR/GROUT
Walls/Backsplashes	RC	CB	RC	EB
Wet Areas/Shower Walls	RC	CB	RC	EB
Shower Pans	RC	CB/EB	RC	EB
Pools	RC	EB	RC	EB
Floors	RC*	CB	RC*	EB

R: residential C: commercial CB: cement based EB: epoxy based *: DCOF >0.60

CUTTING + CLEANING

Use diamond blades designed for cutting glass on a wet saw and a glass coring drill for drilling. Use non-abrasive cleaners only. Avoid acid detergents, chemicals, and other solvents.

ADHESIVES

For standard wall and wet area installation, we recommend Laticrete Gold 253 and/or Platinum 254. For submerged and/or pool installation, C2 mortar must be used, which includes Laticrete Platinum 254 or Epoxy. Please refer to TCNA handbook for a thorough more specific installation method.

GROUTING

Glass tile is susceptible to scratching; it's recommended to use a non-sanded, RG and/or Epoxy grout for standard dry and wet area installation. For submerged and/or pool installation, we recommend epoxy based grouts. Please refer to TCNA handbook for a thorough more specific installation method.


MATTE FINISH • DOT MOUNTED • SHEET SIZE: 11.85"x11.41" / .95 SQFT
SQFT/CARTON: .53m2/5.70sqft • SHEETS/CARTON: 6



Brilliante **DANBY** STATUARIO • PENNY • GLBDASTPENNY



BRILLIANTE is 98% recycled molten glass material, sustainable, and eco-friendly. Some inherent characteristics from standard production include irregular edges, rustic surface, and small variations in size and squareness. These slight size and shape variations can affect the grout joint appearance and enhance the natural aspects of this product. Use constitutes acceptance. You can also expect color variation from production run to production run.



APPLICATIONS + INSTALLATION

	INDOOR	MORTAR/GROUT	OUTDOOR	MORTAR/GROUT
Walls/Backsplashes	RC	CB	RC	EB
Wet Areas/Shower Walls	RC	CB	RC	EB
Shower Pans	RC	CB/EB	RC	EB
Pools	RC	EB	RC	EB
Floors	RC*	CB	RC*	EB

R: residential C: commercial CB: cement based EB: epoxy based *: DCOF >0.42

CUTTING + CLEANING

Use diamond blades designed for cutting glass on a wet saw and a glass coring drill for drilling. Use non-abrasive cleaners only. Avoid acid detergents, chemicals, and other solvents.

ADHESIVES

For standard wall and wet area installation, we recommend Laticrete Gold 253 and/or Platinum 254. For submerged and/or pool installation, C2 mortar must be used, which includes Laticrete Platinum 254 or Epoxy. Please refer to TCNA handbook for a thorough more specific installation method.

GROUTING

Glass tile is susceptible to scratching; it's recommended to use a non-sanded, RG and/or Epoxy grout for standard dry and wet area installation. For submerged and/or pool installation, we recommend epoxy based grouts. Please refer to TCNA handbook for a thorough more specific installation method.


MATTE FINISH • DOT MOUNTED • SHEET SIZE: 11.29"x11.18" / .88 SQFT
SQFT/CARTON: .49m2/5.27sqft • SHEETS/CARTON: 6



Brillante **DANBY** STATUARIO • 2" SQUARE • GLBDAST22



BRILLIANTE is 98% recycled molten glass material, sustainable, and eco-friendly. Some inherent characteristics from standard production include irregular edges, rustic surface, and small variations in size and squareness. These slight size and shape variations can affect the grout joint appearance and enhance the natural aspects of this product. Use constitutes acceptance. You can also expect color variation from production run to production run.



MATTE FINISH • DOT MOUNTED • SHEET SIZE: 12.24"x12.24" / 1.05 SQFT
SQFT/CARTON: .49m2/5.27sqft • SHEETS/CARTON: 5

APPLICATIONS + INSTALLATION

	INDOOR	MORTAR/GROUT	OUTDOOR	MORTAR/GROUT
Walls/Backsplashes	RC	CB	RC	EB
Wet Areas/Shower Walls	RC	CB	RC	EB
Shower Pans	RC	CB/EB	RC	EB
Pools	RC	EB	RC	EB
Floors	RC*	CB	RC*	EB

R: residential C: commercial CB: cement based EB: epoxy based *: DCOF >0.60

CUTTING + CLEANING

Use diamond blades designed for cutting glass on a wet saw and a glass coring drill for drilling. Use non-abrasive cleaners only. Avoid acid detergents, chemicals, and other solvents.

ADHESIVES

For standard wall and wet area installation, we recommend Laticrete Gold 253 and/or Platinum 254. For submerged and/or pool installation, C2 mortar must be used, which includes Laticrete Platinum 254 or Epoxy. Please refer to TCNA handbook for a thorough more specific installation method.

GROUTING

Glass tile is susceptible to scratching; it's recommended to use a non-sanded, RG and/or Epoxy grout for standard dry and wet area installation. For submerged and/or pool installation, we recommend epoxy based grouts. Please refer to TCNA handbook for a thorough more specific installation method.

