

# Crystal Glass



*Inspired By Nature,  
Made Possible By...*


**CANCOS**  
TILE & STONE



GLASS TILE

Crystal Glass

BISCUIT



GLACGBI412 | 4 x 12 |



GLACGBIPEN | .5 x 12 pencil |



GLACGBIBOND | bond mosaic |



GLACGBIPIXI | pixi mosaic |

CLOUD



GLACGCL412 | 4 x 12 |



GLACGCLPEN | .5 x 12 pencil |



GLACGCLBOND | bond mosaic |



GLACGCLPIXI | pixi mosaic |

GLASS TILE

*Crystal Glass*

FOG



GLACGFO412 | 4 x 12 |



GLACGFOPEN | .5 x 12 pencil |




GLACGFOBOND | bond mosaic |



GLACGFOPIXI | pixi mosaic |

GREIGE



GLACGGG412 | 4 x 12 |



GLACGGGPEN | .5 x 12 pencil |




GLACGGGBOND | bond mosaic |




GLACGGGPIXI | pixi mosaic |




SUPER WHITE



GLACGSW412 | 4 x 12 |




GLACGSW412STRA | 4 x 12 striated |




GLACGSW412CHEV | 4 x 12 chevron |

GLACGSW36



| 3 x 6 |


GLACGSW28



| 2 x 8 |



GLACGSWPEN | .5 x 12 pencil |



GLACGSWBOND | bond mosaic |



GLACGSWPIXI | pixi mosaic |





ALL COLORS: .5x12 Pencil, 4x12

SUPER WHITE: 2x8, 3x6

**APPLICATION**

INTERIOR

EXTERIOR\*

	R	LC	HC	R	LC	HC
Walls/Backsplashes	X	X	X	X	X	X
Floors						
Countertops						
Submerged Areas	X	X	X			

R - Residential    LC - Light Commercial    HC - Heavy Commercial

\*Exterior Usage when proper installation methods are followed

**INSTALLATION**

	CB	EB*
Mortar	X	X
Grout	X	X

CB - Cement Base    EB - Epoxy Base

SUPER WHITE: 4x12 Striated, 4x12 Chevron

**APPLICATION**

INTERIOR

EXTERIOR\*

	R	LC	HC	R	LC	HC
Walls/Backsplashes	X	X	X	X	X	X
Floors						
Countertops						
Submerged Areas	X					

R - Residential    LC - Light Commercial    HC - Heavy Commercial

\*Exterior Usage when proper installation methods are followed

**INSTALLATION**

	CB	EB*
Mortar	X	X
Grout	X	X

CB - Cement Base    EB - Epoxy Base

*ALL COLORS: Bond Mosaic*

APPLICATION	INTERIOR			EXTERIOR*		
	R	LC	HC	R	LC	HC
Walls/Backsplashes	X	X	X	X	X	X
Floors	X					
Countertops	X					
Submerged Areas	X	X	X			

R - Residential    LC - Light Commercial    HC - Heavy Commercial

\*Exterior Usage when proper installation methods are followed

**INSTALLATION**

	CB	EB*
Mortar	X	X
Grout	X	X

CB - Cement Base    EB - Epoxy Base

*ALL COLORS: Pixi Mosaic*

APPLICATION	INTERIOR			EXTERIOR		
	R	LC	HC	R	LC	HC
Walls/Backsplashes	X	X	X			
Floors						
Countertops						
Submerged Areas						

R - Residential    LC - Light Commercial    HC - Heavy Commercial

**INSTALLATION**

	CB	EB
Mortar	X	
Grout	X	

CB - Cement Base    EB - Epoxy Base

**APPLICATION, INSTALLATION, SEALING & MAINTENANCE**

This tile can be sealed with Stone Care International™ Penetrating Sealer, Fila MP90® sealer, or similar product. Please test on a small area before applying. Use a non-abrasive cloth and neutral detergents for cleaning. Avoid acid detergents, chemicals, and solvents. Glass Tile may be susceptible to scratching in handling and installation, as well as use. Expect variation of color from production run to production run. Please refer to the TCNA HANDBOOK for more specific information regarding installation.





*\*The marketing name for this product is property of Cancos Tile Corp.  
This same product may be marketed under different names.\**