

# Sea Jewels

---



*Inspired By Nature,  
Made Possible By...*

**CANCOS**  
TILE & STONE

GLASS | MARBLE | SHELL



SMALL BRICK • 3/8 x 3/4

\*images below are not full size pieces  
or to scale - enlarged to show detail\*

# Sea Jewels


GLASJABSMBRK

*Abalone*




GLASJCOSMBRK

*Conch*




GLASJCRSMBRK

*Creme*



GLASJDUSMBRK

*Dusk*




GLASJJASMBRK

*Jasper*



GLASJMISMBRK

*Midnight*




GLASJMOSMBRK

*Mother of Pearl*



GLASJOYSMBRK

*Oyster*



GLASJSASMBRK

*Sand*




GLASJSISMBRK

*Silver*




GLASJABHEX




Abalone

GLASJCRHEX




Creme

GLASJOYHEX



Oyster

GLASJSIHEX



Silver



*\*The marketing name for this product is property of Cancos Tile Corp. This same product may be marketed under different names.\**

**APPLICATION**

INTERIOR

EXTERIOR

	R	LC	HC	R	LC	HC
Walls/Backsplashes	X	X	X			
Floors						
Countertops						
Submerged Areas*	X					

R - Residential    LC - Light Commercial    HC - Heavy Commercial

*\*Residential areas submerged in water must be installed with Epoxy based mortar and grout.*

**INSTALLATION**

	CB	EB
Mortar*	X	X
Grout*	X	X

CB - Cement Base    EB - Epoxy Base

Glass Tile may be susceptible to scratching in handling and installation, as well as use. Expect variation of color from production run to production run. Please refer to the TCNA HANDBOOK for more specific information regarding installation.

**SEALING & MAINTENANCE**

This tile can be sealed with Stone Care International™ Penetrating Sealer, Fila MP90® sealer, or similar product. Please test on a small area before applying. Use a non-abrasive cloth and neutral detergents for cleaning. Avoid acid detergents, chemicals, and solvents.