

Cristallo 2

WATERJET collection



CANCOS
TILE & STONE

DIMENSIONAL



Thassos + Nero Marquina
Polished Marble
| 12"x12"x3/8" | sheet
MOSC2DITGNM

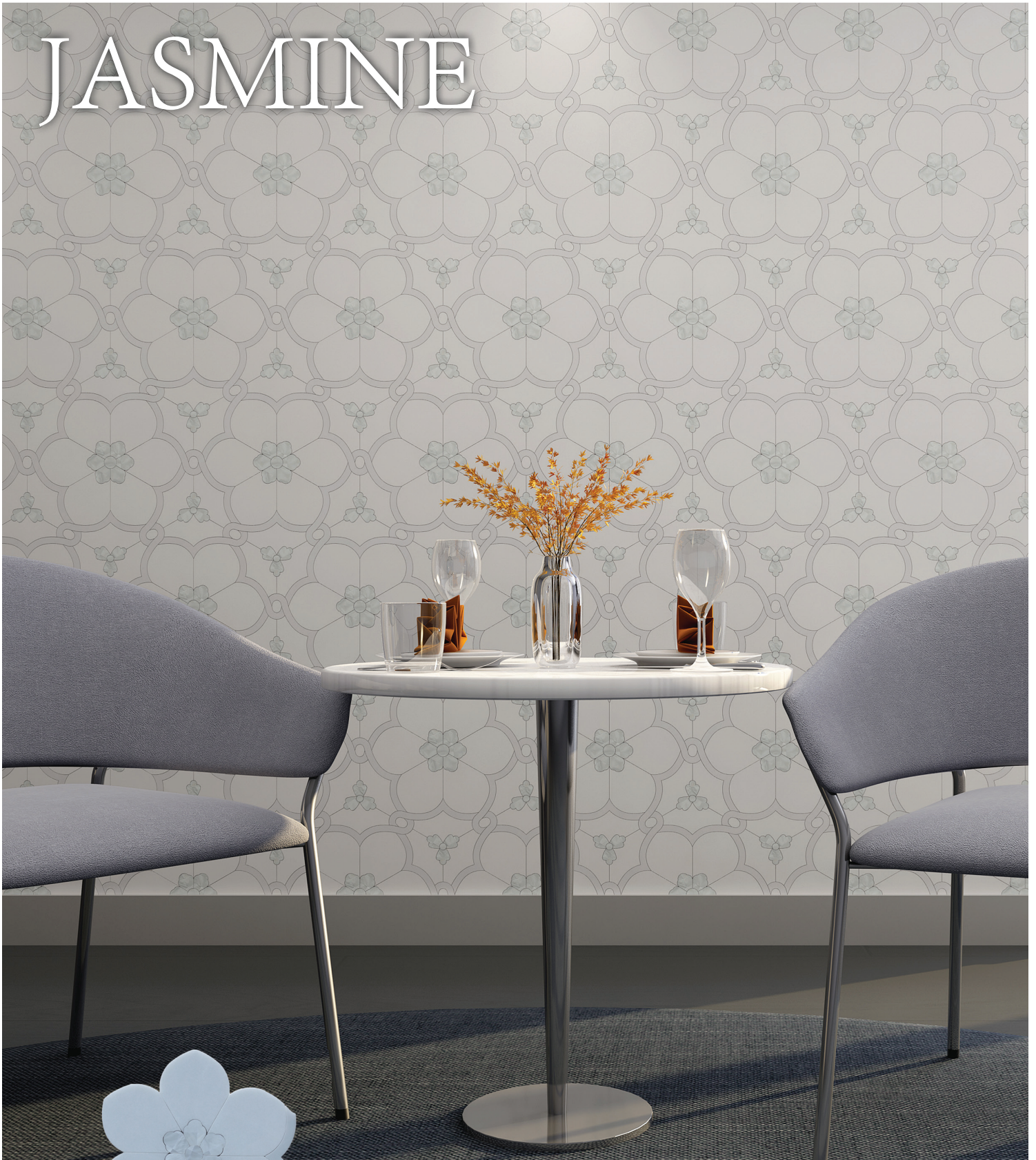
ELYSEES



Dark Grey + Thassos
Polished Marble
| 12"x12"x3/8" | sheet
MOSC2ELDGTG



JASMINE



Thassos + Mother of Pearl
Polished Marble
| 10.5"x12"x3/8" | sheet
MOSC2JATGSS

LONE STAR



Statuario + Light Grey
Polished Marble
| 7"x8"x3/8" | sheet
MOSC2LSSTLG




PINNACLE



Statuario + Light Grey
Polished Marble
| 12"x12"x3/8" | sheet
MOSC2PISTLG

STELLAR



Statuario + Light Grey
Polished Marble
| 17"x19"x3/8" | sheet
MOSC2STSTLG




THALLO



Thassos + Mother of Pearl
Polished Marble
| 13.5"x14"x3/8" | sheet
MOSC2THTGSS

TIMES SQUARE



Thassos + Mother of Pearl
Polished Marble
| 8"x9"3/8"x3/8" | sheet
MOSC2TSTGSS



TWINKLE



Calacatta Gold + Nero Marquina
Polished Marble + Brass
| 7.5"x9"x3/8" | sheet
MOSC2TWCGNM









WILLOW LEAVES



Dolomite + Light Grey
Polished Marble
| 7.5"x9"x3/8" | sheet
MOSC2WLDOLG



APPLICATION & MAINTENANCE

	Walls	Floors	Wet Areas	Submerged Areas	Residential Usage	Commercial Usage	Sealer	Cleaner
 Dimensional	X	X	X	X ²	X	X	X ³	X ³
 Elysees	X	X	X	X ²	X	X	X ³	X ³
 Jasmine	X	X ¹	X		X	X	X ³	X ³
 Lone Star	X	X	X	X ²	X	X	X ³	X ³
 Pinnacle	X	X	X	X ²	X	X	X ³	X ³
 Stellar	X	X	X	X ²	X	X	X ³	X ³
 Thallo	X	X ¹	X		X	X	X ³	X ³
 Times Square	X	X ¹	X		X	X	X ³	X ³
 Twinkle	X	X ¹			X	X	X ⁴	X ⁴
 Willow Leaves	X	X	X	X ²	X	X	X ³	X ³

1: Can only be used on floors with very light traffic. Do NOT use in submerged water areas (ie. pools, fountains and shower pans).

TWINKLE:

Avoid sharp objects coming in contact with the Brass. They may leave scratches on its surface.
 Avoid using strong acid and alkaline liquid as it may change the color of the brass.
 Do NOT use in submerged water areas (ie. pools, fountains and shower pans); the brass will rust.

JASMINE, THALLO, TIMES SQUARE:

Avoid sharp objects coming in contact with the Mother of Pearl. They may leave scratches on its surface or lead to breakage.
 Avoid direct sunlight; the color of the Mother of Pearl may change.

2: Use in submerged areas only when installed with Epoxy Grout

3: Recommended Sealer = FILAMP90. Recommended Cleaner = FILASTONECLEAN.

4: Recommended Sealer = FILAMP90ECOPLUS. Recommended Cleaner = FILASTONECLEAN.

Dry layout is required before any stone installation.

Marble tile is susceptible to scratching in handling and installation, as well as use.

Expect variation of color from production run to production run.

Please refer to TCNA HANDBOOK for more specific information regarding installation.