

# Metro

*subway wall & floor tile*



**CANCOS**  
TILE & STONE

CTCMEBIBN6



6" side | 3x6 bullnose |

CTCMEBI36  
CTCMEBI36NEW2



| 3x6 |

CTCMEBIBN3



3" side | 3x6 bullnose |

CTCMEBIBN33X



| 3x3 bullnose |  
*corner*

CTCMEBIBN212



| 2x12 bullnose |

CTCMEBI68



| 6x8 |

CTCMEBI412



| 4x12 |

CTCMEBI416



| 4x16 |

SUBWAY TILE

Light Grey

CTCMELG412



4x12

SUBWAY TILE

Black


CTCMEBK36



3x6



CTCMEWHBN4




| 1/2 x 12 pencil |

CTCMEWHBN212



| 2x12 bullnose |

CTCMEWHBN4



*4" side*

| 4x12 bullnose |

CTCMEWHBN12



*12" side*

| 4x12 bullnose |


CTCMEWHBN12XL



*left corner*

| 4x12 bullnose |

CTCMEWHBN12XR



*right corner*


| 4x12 bullnose |

CTCMEWHBN38



| 3x8 bullnose |

CTCMEWH68




| 6x8 |

CTCMEWH68F



| 6x8 margerita deco |

CTCMEWH36  
CTCMEWH36NEW2




| 3x6 |

CTCMEWHBN33X



| 3x3 bullnose |  
*corner*

CTCMEWHBN6



*6" side* | 3x6 bullnose |

CTCMEWHBN3



*3" side* | 3x6 bullnose |

CTCMEWHCB36



| 3x6 cove base |

CTCMEWHCBX



| 3x6 cove base corner |

CTCMEWH412  
CTCMEWH824



| 4x12 | | 8x24 |


*\*8x24 is available  
but not shown\**

CTCMEWH416



| 4x16 |

CTCMEWB48



| 4x8 |


CTCMEWB36



| 3x6 |

MATTE White

CTCMEWM212



| 2x12 |

CTCMEWMBN212



| 2x12 bullnose |

CTCMEWM412  
CTCMEWM824




| 4x12 | | 8x24 |

*\*8x24 is available  
but not shown\**

FLOOR TILE


White

CTCMEWH88



| 8x8 |

CTCMEWH12



| 12x12 |

FLOOR TILE

Biscuit

CTCMEBI88



| 8x8 |

FLOOR TILE

Black

CTCMEBK12



| 12x12 |

# Product Specifications

Tile Thickness	<b>5/16"</b>
Minimum Grout Joint Recommendation	<b>1/16"</b>
Shade Variation	<b>Low (V1)</b>

D.C.O.F. Wet	Moisture Absorption	Breaking Strength	MOH's Rating	Chemical Resistance	Abrasion Resistance
<b>&lt;0.42</b>	<b>&lt;20%</b>	<b>100-230 lbs</b>	<b>4.0-6.5</b>	<b>Resistant</b>	<b>N/A</b>

## COMMERCIAL USAGE

APPLICATION	INTERIOR			EXTERIOR	
	Residential	Light Commercial	Commercial	Residential	Commercial
Floors / Patios (covered & uncovered)					
Walls / Backsplashes	<b>X</b>	<b>X</b>	<b>X</b>		
Countertops*					
Pool Deckings					
Pool Linings					

## RESIDENTIAL USAGE

APPLICATION				
Floors	Walls	Countertops*	Exterior Patios	Exterior Pool Decks
	<b>X</b>			

**\*Bevel is not recommended for countertops**

**Notes:**

- Suitable for exterior walls in non-freezing climates when proper installation methods are followed.
- Darker colors may show scratches.

*\*The marketing name for this product is property of Cancos Tile Corp. This same product may be marketed under different names.\**